



(11) **EP 2 261 217 A1**

(12) **EUROPEAN PATENT APPLICATION**

(43) Date of publication:
15.12.2010 Bulletin 2010/50

(51) Int Cl.:
C07D 233/54^(2006.01) H01G 9/025^(2006.01)

(21) Application number: **09425227.7**

(22) Date of filing: **10.06.2009**

(84) Designated Contracting States:
AT BE BG CH CY CZ DE DK EE ES FI FR GB GR HR HU IE IS IT LI LT LU LV MC MK MT NL NO PL PT RO SE SI SK TR
Designated Extension States:
AL BA RS

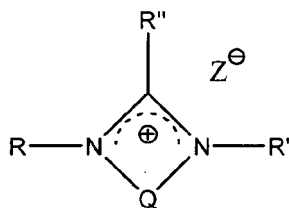
(71) Applicants:
• **Politecnico di Milano**
20133 Milano (IT)
• **Daunia Solar Cell S.r.l.**
71100 Foggia (IT)

(72) Inventors:
• **Resnati, Giuseppe**
20052 Monza (Milano) (IT)
• **Metrangolo, Pierangelo**
20096 Pioltello (Milano) (IT)
• **Abate, Antonio**
20129 Milano (IT)
• **Matteucci, Francesco**
48100 Ravenna (IT)

(74) Representative: **Gerli, Paolo**
Botti & Ferrari S.r.l.
Via Cappellini, 11
20124 Milano (IT)

(54) **Imidazolium salts having liquid crystal characteristics, useful as electrolytes**

(57) Novel imidazolium salts of formula (I) are described in which R is a C₁-C₁₄ alkyl group, optionally substituted by one or more fluorine atoms, or a C₂-C₁₈ alkoxyalkyl group, R' is an alkyl group containing at least 8 carbon atoms, at least 6 of which are partially or entirely fluorinated, R'' is hydrogen or C₁-C₃ alkyl, Z is an organic or inorganic anion, and Q is further defined. The compounds of formula (I) are liquid crystals over a wide temperature range, and are characterised by high conductivity, hydrophobicity and stability. These properties made them ideally suitable for use in devices based on electrochemical reactions, such as solar cells, fuel cells, electrochemical sensors, lithium batteries and capacitors, etc.



(I)

EP 2 261 217 A1

DescriptionFIELD OF THE INVENTION

5 **[0001]** The present invention relates to the field of organic electrolytes and to the use thereof in electrical and/or electronic devices.

PRIOR ART

10 **[0002]** Organic electrolytes are commonly used as charge carriers in various items of electrical and electronic equipment such as double-layer electric capacitors, electrochemical cells, solar cells, fuel cells and electrochemical sensors, etc.. In particular, ammonium salts and imidazolium salts are widely used: they are generally used in low viscosity solutions with appropriate solvents (e.g. lactones, nitriles and carbonates), often in the presence of iodine, which facilitates charge transfer by forming the redox pair I-/I³⁻.

15 **[0003]** Fluorination is generally useful for increasing chemical stability; fluorinated imidazolium salts are described for example in JP 2002-260966; however, fluorination is only partially exploited because, beyond a limited number of fluorine atoms, the solubility of the electrolyte declines, resulting in reduced efficiency of the system.

20 **[0004]** EP1209707 describes polyfluoroalkylated ammonium salts: these salts exhibit good stability; electrical conductivity is said to increase in parallel with the concentration of the salts in solution; however, concentration also increases the viscosity of the solution, and this restricts the functionality of the system.

[0005] JP2008-130688 describes electrolyte solutions formed by imidazolium salts with poly- and perfluoroalkyl chains, dissolved in appropriate solvents; this document describes highly soluble products capable of forming low viscosity solutions, both of these characteristics being desired for good functioning of the electrolyte.

25 **[0006]** The above-described electrolyte solutions are subject to a loss of efficiency over time, which is brought about by the partial loss of solvent by evaporation; this loss may be particularly substantial in the case of use in solar panels, which reach temperatures of up to 90°C; solvent losses bring about an increase in viscosity of the electrolyte solution and a consequent increase in internal resistance with dramatic reductions in device efficiency.

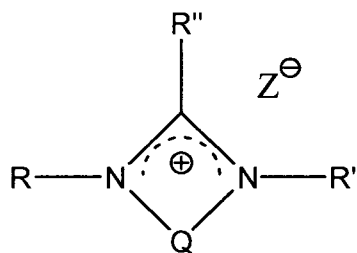
30 **[0007]** Some attempts to obtain electrolytes which function in the absence of solvent are also known. JP2005-179254 describes imidazolium salts with ionic liquid properties ("*molten salts*") made up of a cyclic, monofluoro-substituted ammonium cation: the conductivity demonstrated in the examples is slight (less than 0.1 mS cm⁻¹); the salts described in this document have a medium to low molecular weight (less than 200); among said salts, those cations with a higher molecular weight are stated to cause an increase in viscosity and a significant reduction in conductivity; in order to increase efficiency, the document suggests combining these compounds with similar non-fluorinated cations. It is stated in The Electrochemical Society Interface, Spring 2007, pp. 42-49 that hitherto identified ionic liquids exhibit problems of low conductivity and high viscosity. J. Phys. Chem. B 2007, 111, 4763-4769 describes non-fluorinated imidazolium salts; these compounds assume liquid crystal form over a restricted temperature range, said range being further reduced in the presence of iodine (Electrochimica Acta, 53 (2008), 2281-88).

35 **[0008]** The difficulty of reconciling electrolyte stability with electrolyte effectiveness is thus noted. This is because using high salt concentrations (necessary to increase conductivity) or a high level of fluorination (useful for stabilising the electrolyte molecule chemically), reduce the solubility of the salt and increase the viscosity of the solution, so reducing system efficiency; similarly, adding long-chain substituents (useful for increasing hydrophobicity and making the compound less hygroscopic and thus more stable) brings about a reduction in solubility with the above-stated adverse effects; furthermore, all systems based on electrolyte solutions are subject to the risk of increased viscosity and reduced efficiency due to solvent loss; on the other hand, research into electrolyte systems which might function efficiently in the absence of solvent has not hitherto yielded satisfactory results.

BRIEF DESCRIPTION OF THE INVENTION

40 **[0009]** We have surprisingly found novel imidazolium salts having liquid-crystalline properties over wide temperature ranges: these salts, alone or mixed with one another, function efficiently as electrolytes in the absence of solvent and provide a solution to the above-stated problems. The salts in question are represented by the formula (I)

55



(I)

15 in which Q represents a -CRa=CRb- group, in which Ra and Rb independently represent H or methyl, or the -CRa=CRb- group is part of an optionally substituted fused aromatic or heteroaromatic cyclic system. R is a C₁-C₁₄ alkyl group, optionally substituted by one or more fluorine atoms, or a C₂-C₁₈ alkoxyalkyl group.

R' is an alkyl group containing at least 8 carbon atoms, at least 6 of which are partially or entirely fluorinated.

R'' is hydrogen or C₁-C₃ alkyl.

20 Z is an organic or inorganic anion.

25 [0010] The compounds of formula (I) exhibit a series of advantageous properties which make them ideally usable as electrolytes within electrical and/or electronic devices. In particular, they exhibit greater conductivity than has hitherto been obtained with liquid-crystalline electrolyte systems, together with excellent stability. Conductivity is furthermore independent of the viscosity of the system. An electrolyte system has accordingly been developed which operates satisfactorily even at elevated viscosity levels, as for example arise from extensive perfluorination or from an increase in the size of the alkyl chain of the electrolyte; thanks to these properties, the Applicant has been able fully to exploit the effect of a high level of perfluorination and of substitution with high molecular weight alkyl chains (useful for improving the stability of the electrolyte and of the device containing it), while maintaining adequate charge transfer efficiency; furthermore, the best conductivity values were surprisingly found precisely for those compounds substituted with longer alkyl chains, which are generally considered to perform less well because they impart greater viscosity. Another interesting and unexpected property of the compounds of formula (I) is the wide temperature range (80°C on average, peaking at 130°C) within which they aggregate in the form of liquid crystals; this range is particularly stable with regard to external factors: in particular, it does not narrow in the presence of iodine, a component which is essential for the functioning of many devices, in particular DSSC; conversely, the range of existence in liquid crystal form is reduced dramatically in the presence of iodine for other imidazolium compounds, even those organised in the form of liquid crystals, but which do not have the structure of the present formula (I). Finally, the liquid-crystalline structure allows the salts of formula (I) to function efficiently as electrolytes without the necessity of adding solvents: elimination of the risk of variation in effectiveness due to solvent content is also accompanied by greater simplicity of producing and managing the electrolyte system and the devices containing it.

40 DETAILED DESCRIPTION OF THE INVENTION

[0011] All the alkyl or alkoxyalkyl groups referred to here are understood to be either linear or branched; in relation to alkoxyalkyl groups, the indication C₂-C₁₈ refers to the overall number of carbon atoms present before and after the oxygen atom.

[0012] When R is alkyl, preferred meanings are: methyl, ethyl, propyl, isopropyl, butyl, pentyl, hexyl, octyl, nonyl, decyl, dodecyl, tetradecyl, and the isomers thereof; linear-chain propyl, butyl, pentyl, hexyl, octyl, decyl, dodecyl are preferred; linear-chain propyl, butyl, pentyl, hexyl, heptyl, octyl are particularly preferred.

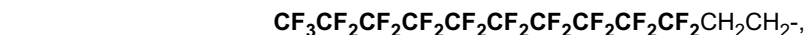
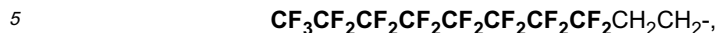
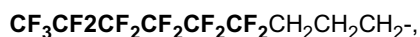
50 [0013] When R is fluoro-substituted alkyl, preferred meanings are: CF₂H-CFHCFH-, CF₃CH₂CH₂-, C₂F₅CH₂CH₂-, CF₃CH₂CH₂CH₂CH₂-, CF₃- and CF₃CH₂CH₂-.

[0014] When R is alkoxyalkyl, preferred meanings are: methoxymethyl, methoxyethyl, methoxypropyl, butoxypropyl.

55 [0015] The group R' preferably contains from 8 to 18 carbon atoms, e.g. from 8 to 14. The carbon atoms of R' involved in fluorination are preferably completely fluorinated; furthermore, they are preferably contiguous with one another and make up the terminal portion of the R' group (i.e. the portion farther from the imidazolium ring); the carbon atoms of R' which are not involved in fluorination, if present, are preferably contiguous with one another and make up the proximal portion of R' (i.e. the portion closest to the imidazolium ring).

[0016] Particularly preferred meanings of R' (in which the fluorinated part is highlighted) are:

EP 2 261 217 A1



[0017] The anion Z^- is preferably selected from among Cl^- , Br^- , I^- , AlCl_4^- , BF_4^- , PF_6^- , AsF_6^- , TaF_6^- , SbF_6^- , CF_3COO^- , CF_3SO_3^- , $(\text{CF}_3\text{SO}_2)_2\text{N}^-$, $(\text{C}_2\text{F}_5\text{SO}_2)_2\text{N}^-$. The fused aromatic or heteroaromatic cyclic system which comprises the $-\text{CRa}=\text{CRb}-$ group may be selected from among any commonly known aromatic/heteroaromatic structures, e.g. phenyl, naphthyl, pyridine, pyrazine, pyridazine, pyrrole, etc.: the substituents optionally present on said cyclic systems are preferably selected from among alkyl groups.

[0018] The dashed line in formula (I) indicates that the positively charged quaternised nitrogen may be either of the nitrogens which are part of the imidazolium ring, in accordance with one of the two structures:



[0019] The compounds of formula (I) are particularly effective when substituted with longer alkyl chains R and/or R', corresponding to a greater degree of hydrophobisation and, surprisingly, to higher conductivity. The substituent R" primarily contributes to stabilisation, $-\text{CH}_3$ being particularly preferred in this position.

[0020] Preferred compounds of formula (I) generally exhibit a molecular weight of between 300 and 1000, preferably of between 400 and 900, more preferably of between 500 and 800.

[0021] Specific preferred compounds in accordance with the present invention are those in which:

R	R"	R'
CH_3-	H-	$-(\text{CH}_2)_2-(\text{CF}_2)_5-\text{CF}_3$
CH_3-	H-	$-(\text{CH}_2)_3-(\text{CF}_2)_5-\text{CF}_3$
$\text{CH}_3-(\text{CH}_2)_9-$	H-	$-(\text{CH}_2)_3-(\text{CF}_2)_5-\text{CF}_3$
$\text{CH}_3-(\text{CH}_2)_{11}-$	H-	$-(\text{CH}_2)_3-(\text{CF}_2)_5-\text{CF}_3$
CH_3-	CH_3-	$-(\text{CH}_2)_3-(\text{CF}_2)_5-\text{CF}_3$
$\text{CH}_3-(\text{CH}_2)_7-$	H-	$-(\text{CH}_2)_3-(\text{CF}_2)_5-\text{CF}_3$
$\text{CH}_3-(\text{CH}_2)_5-$	H-	$-(\text{CH}_2)_3-(\text{CF}_2)_5-\text{CF}_3$
$\text{CH}_3-(\text{CH}_2)_5-$	H-	$-(\text{CH}_2)_2-(\text{CF}_2)_7-\text{CF}_3$

[0022] The invention in particular relates to compounds of formula (I) characterised by a liquid crystal structure. Liquid crystal texture is detectable by means of standard methods, in particular differential scanning calorimetric analysis (DSC) and polarising optical microscopy (POM), as known in the field; the temperature range which determines the liquid-crystalline phase extends between the DSC peak corresponding to the melting point and that corresponding to the transition to the isotropic form (*clearing point*). The liquid-crystalline structure is then characterised by means of POM; liquid-crystalline aggregation for compounds of formula (I) is preferably of the smectic A type.

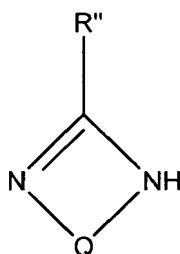
[0023] The wide and stable temperature range which characterises the existence of the present compounds in liquid

crystal form makes them suitable for the production of electrochemical devices which operate under the most varied ambient conditions and are unaffected by variation of such conditions. The experimental testing described here has furthermore demonstrated that the temperature range which determines the liquid-crystalline state remains substantially unchanged in the presence of iodine and/or iodine salts, unlike the situation observed for other molecules of a similar structure.

[0024] The above-stated advantages are reflected in a substantial functional improvement (elevated efficiency and stability) in the devices containing the electrolytes of the invention. The invention thus includes the devices as such, of elevated stability and efficiency, characterised by containing one or more electrolytes of formula (I) as previously defined. Such devices are for example electrochemical cells, solar cells such as e.g. *dye-sensitised solar cells* (DSSC), fuel cells, electrochemical sensors, lithium batteries and capacitors. Particular benefits are achieved by devices which use iodine as a mediator, e.g. DSSC. With regard to the manufacture of the devices themselves and to the introduction of the electrolyte, reference is made to known methods commonly used in the field.

[0025] The present invention also relates to the use of the compounds of formula (I), alone or mixed with one another, as electrolytes with high conductivity, hydrophobicity and chemical stability for use in electrochemical cells, solar cells such as dye-sensitised solar cells, fuel cells, electrochemical sensors, lithium batteries and capacitors. Such compounds are preferably used in the absence of solvent.

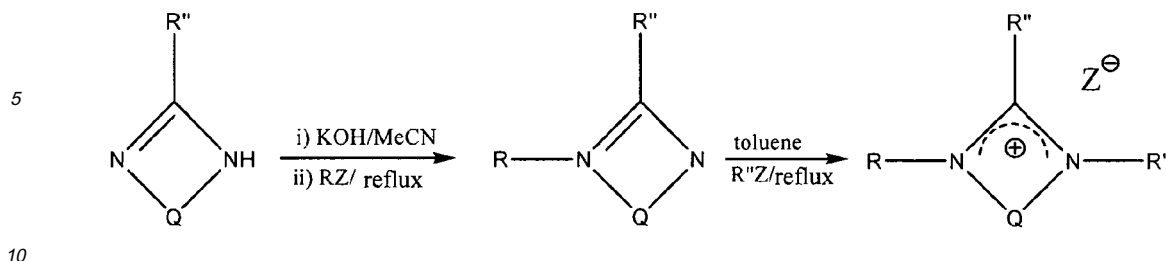
[0026] The present invention furthermore provides a method for preparing the compounds of formula (I). The latter may be obtained by reacting an appropriate compound of formula (II):



(II)

with an alkyl halide of formula RZ, in which Q, R'', R and Z have the above-defined meanings, in the presence of an appropriate inorganic base (such as e.g. KOH) and an appropriate organic solvent (such as e.g. acetonitrile). Alkylation conditions are preferably as follows: reaction time of between 4 and 12 hours, organic solvent selected from among C₁-C₄ alcohols such as for example methanol, ethanol, propanol, isopropanol, butanol and the isomers thereof, alkyl or alicyclic ethers such as for example diisopropyl ether, tetrahydrofuran, methyltetrahydrofuran, dioxane, alkyl nitriles such as for example acetonitrile, propionitrile, methoxypropionitrile, aromatic solvents such as, for example, toluene, xylene, chlorinated solvents such as, for example, dichloromethane, chloroform, dichloroethane; methanol, isopropanol, tetrahydrofuran, toluene, acetonitrile are preferred; acetonitrile is particularly preferred. The alkylation reaction is preferentially carried out at the reflux temperature of the solvent. In another step, the monoalkylation reaction product is reacted with a second fluorinated alkyl halide of formula R'Z, in which R' has the above-defined meanings. The reaction conditions are preferably as follows: reaction time of between 10 and 16 hours, organic solvent selected from among alkyl or alicyclic ethers such as for example diisopropyl ether, tetrahydrofuran, methyltetrahydrofuran, dioxane, aromatic solvents such as, for example, toluene, xylene; tetrahydrofuran and toluene are preferred; toluene is particularly preferred. The alkylation reaction is preferentially carried out at the reflux temperature of the solvent. In the present process, the order in which the two positions are alkylated is purely indicative and can be reversed without going beyond the scope of the present invention.

[0027] In a non-exclusive embodiment, the method is defined by the following scheme:



[0028] The starting compounds of formula (II) are commercially available or may readily be synthesised using methods described in the literature.

[0029] The invention is described below by means of the following examples which are not limiting in nature.

15

EXPERIMENTAL SECTION

General synthesis method

20

Imidazole alkylation

[0030] An aqueous 4M solution of potassium hydroxide (2 equivalents per equivalent of 1H-imidazole) is added to a solution of 1H-imidazole in acetonitrile (1 mmol per 0.6 ml of solvent); the solution is stirred for 2 hours at room temperature. 2 equivalents of alkyl iodide (RI) per equivalent of 1H-imidazole are then added and the mixture is heated to reflux for 12 hours. The mixture is then cooled to room temperature and evaporated under vacuum (30°C/18 mbar). The residue is resuspended with a saturated aqueous NaCl solution and extracted three times with dichloromethane. The three organic fractions are combined, dried by means of Na₂SO₄ and the solvent evaporated under vacuum at 25°C/18 mbar. The resultant residue composed of 1-alkyl-1H-imidazole is used for the second alkylation step.

25

30

Alkylation (perfluoroalkylation) of 1-alkyl-1H-imidazole

[0031] The previously obtained 1-alkyl-1H-imidazole is quaternised with an equimolar quantity of the corresponding fluoroalkyl iodide (R'I) by heating to reflux for 12 hours in toluene.

35

Characterisation

[0032] The products are identified by means of ¹H and ¹⁹F NMR using CDCl₃ as solvent, differential scanning calorimetry (DSC) and polarising optical microscopy (POM). The electrolyte is prepared by mixing the fluorinated imidazolium iodide with iodine in a 1:10 ratio (mol/mol), without adding other additives.

40

Thermal investigations

[0033] Thermal transitions were determined by means of DSC (under a stream of nitrogen), heating and cooling at a rate of 10°C/min. In all cases, a typical DSC trace exhibits a characteristic wide enthalpy for the crystal/crystal liquid transition and a small enthalpy for the mesophase/isotropic transition. The mesophase transition temperatures were also determined by means of observations by polarising optical microscopy at a controlled temperature.

45

Photoelectrochemical measurements

[0034] Electrical conductivity was measured by means of electrical impedance spectroscopy (EIS). The EIS spectrum was recorded between the frequencies of 1 MHz and 0.1 Hz at room temperature. Special electrodes made of a thin film of platinum (10 μm) deposited on a glass substrate were used to assess the anisotropic component of conductivity along the direction of the smectic planes. Homeotropic alignment in the smectic A phases during the measurements was confirmed by observations made under a polarising light optical microscope.

50

[0035] Photoelectrochemical cells were manufactured to measure the efficiency of conversion of light into electrical current. A colloidal suspension of TiO₂ particles was deposited onto a transparent conductive substrate (F-doped SnO₂ glass). The electrodes were sintered at 450°C for 30 min in air. The resultant TiO₂ films (thickness 10 micrometres) were immersed in 5.0·10⁻⁴ M cis-dithiocyanate-N,N'-bis(4-carboxylate-4-tetrabutylammoniumcarboxylate-2,2'-bipyridine) ru-

55

EP 2 261 217 A1

thenium(II) in a (1:1) solution of acetonitrile/2-methyl-2-propanol for 24 h. After drying the electrode, the porous surface was covered with platinised conductive glass as the counter-electrode. The effective area of the cell electrode was 0.20 cm². The electrolytes composed of the fluorinated imidazolium iodides and iodine were injected in the space between the electrodes, the temperature being maintained at 80°C. The efficiency of conversion of light into electricity was evaluated at room temperature using a solar simulator as AM 1.5 light source and a PC-controlled multimeter.

Synthesis and characterisation of compounds of formula (I)

Example 1

Synthesis of 1-methyl-3-(8,8,8,7,7,6,6,5,5,4,4,3,3-tridecafluorooctan-1-yl)-1H-imidazolium iodide

[0036] 0.39 g (4.75 mmol) of 1-methyl-1H-imidazole is dissolved in 7 ml of toluene and 1.31 g (5.36 mmol) of 1,1,1,2,2,3,3,4,4,5,5,6,6-tridecafluoro-8-iodooctane are added. The mixture is heated to reflux for 12 hours, cooled and evaporated under vacuum (35°C/18 mbar). The resultant residue is resuspended with a 1:1 vol./vol. solution (5 ml) of acetonitrile/chloroform and purified on a silica gel column.

[0037] A solid is obtained by evaporation, which is characterised as stated below.

[0038] ¹H-NMR (250 MHz, DMSO): δ = 9.188 (s, 1H), 7.863 (s, 1H), 7.713 (s, 1H), 4.566 (t, 2H, J = 6.539 Hz), 3.072 (s, 3H), 3.006 (m, 2H)

[0039] ¹⁹F-NMR (235 MHz, DMSO): δ = -80.732 (t, 3F, J = 9.155 Hz), -113.629 (m, 2F), -122.135 (m, 2F), -123.085 (m, 2F), -123.650 (m, 2F), -126.201 (m, 2F)

[0040] ESI-MS, positive ion mode: m/z 429

[0041] DSC: heating and cooling at a rate of 10°C min⁻¹

Melting (°C)	LC phase	Clearing (°C)
94	↔	223

[0042] FT-IR (4000-600 cm⁻¹ range): 3418, 3057, 1233, 1179, 1142, 1079, 692, 661, 614 cm⁻¹

Example 2

Synthesis of 1-methyl-3-(9,9,9,8,8,7,7,6,6,5,5,4,4-tridecafluorononan-1-yl)-1H-imidazolium iodide

[0043] In a similar manner to that stated in Example 1, 0.151 g (1.84 mmol) of 1-methyl-1H-imidazole is dissolved in 4 ml of toluene and 0.98 g (2.02 mmol) of 1,1,1,2,2,3,3,4,4,5,5,6,6-tridecafluoro-9-iodononane is added. The mixture is heated to reflux for 12 hours, cooled and evaporated under vacuum (35°C/18 mbar). The resultant residue is recrystallised from 10:1 vol. /vol. solution (10 ml) of dichloromethane /ethyl ether.

[0044] A solid is obtained by evaporation, which is characterised as stated below.

[0045] ¹H-NMR (250 MHz, MeOD): δ = 9.246 (s, 1H), 7.852 (s, 1H), 7.725 (s, 1H), 4.512 (t, 2H, J = 7.535 Hz), 4.036 (m, 3H), 2.305 (m, 4H)

[0046] ¹⁹F-NMR (235 MHz, MeOD): δ = -83.186 (t, 3F, J = 10.681 Hz), -115.507 (m, 2F), -123.439 (m, 2F), -124.487 (m, 2F), -124.756 (m, 2F), -127.985 (m, 2F)

[0047] ESI-MS, positive ion mode: m/z 443

[0048] DSC: heating and cooling at a rate of 10°C min⁻¹

Melting (°C)	LC phase	Clearing (°C)
86	↔	198

[0049] FT-IR (4000-600 cm⁻¹ range): 3081, 1243, 1173, 1141, 1082, 696, 652, 617 cm⁻¹

Example 3

Synthesis of 1-decyl-3-(9,9,9,8,8,7,7,6,6,5,5,4,4-tridecafluorononan-1-yl)-1H-imidazolium iodide

[0050] In a similar manner to that stated in Example 1, 0.074 g (0.36 mmol) of 1-decyl-1H-imidazole is dissolved in 1

EP 2 261 217 A1

ml of toluene and 0.184 g (0.378 mmol) of 1,1,1,2,2,3,3,4,4,5,5,6,6-tridecafluoro-9-iodononane is added. The mixture is heated to reflux for 12 hours, cooled and evaporated under vacuum (35°C/18 mbar). The resultant residue is resuspended with a 96:4 vol./vol. solution (2 ml) of chloroform/methanol and purified on a silica gel column.

[0051] A solid is obtained by evaporation, which is characterised as stated below.

[0052] ¹H-NMR (250 MHz, DMSO): δ = 9.199 (s, 1H), 8.297 (s, 1H), 7.825 (s, 1H), 4.291 (t, 2H, J = 7.357 Hz), 4.164 (t, 2H, J = 7.084 Hz), 2.307 (m, 2H), 2.120 (m, 2H), 1.796 (m, 2H), 1.236 (s, 14H), 0.852 (t, 3H, 5.995 Hz)

[0053] ¹⁹F-NMR (235 MHz, DMSO): δ = -80.731 (t, 3F, J = 9.155 Hz), -113.627 (m, 2F), -122.132 (m, 2F), -123.086 (m, 2F), -123.647(m, 2F), - 126.209m, 2F)

[0054] DSC: heating and cooling at a rate of 10°C min⁻¹

Melting (°C)	LC phase	Clearing (°C)
74	↔	154

Example 4

Synthesis of 1-dodecyl-3-(9,9,9,8,8,7,7,6,6,5,5,4,4-tridecafluorononan-1-yl)-1H-imidazolium iodide

[0055] In a similar manner to that stated in Example 1, 0.389 g (1.64 mmol) of 1-dodecyl-1H-imidazole is dissolved in 2 ml of toluene and 0.884 g (1.81 mmol) of 1,1,1,2,2,3,3,4,4,5,5,6,6-tridecafluoro-9-iodononane is added. The mixture is heated to reflux for 12 hours, cooled and evaporated under vacuum (35°C/18 mbar). The resultant residue is resuspended with a 90:10 vol./vol. solution (5 ml) of chloroform/methanol and purified on a silica gel column.

[0056] A solid is obtained by evaporation, which is characterised as stated below.

[0057] ¹H-NMR (250 MHz, CDCl₃): δ = 10.585 (s, 1H), 7.377(s, 1H), 4.623 (t, 2H, J = 7.067 Hz), 4.298 (t, 2H, J = 7.710 Hz), 2.344 (m, 4H), 2.972 (m, 2H), 1.257 (m, 20H), 0.881 (t, 3H, J = 6.746 Hz)

[0058] ¹⁹F-NMR (235 MHz, CDCl₃): δ = -81.336 (t, 3F, J = 9.918 Hz), -114.068 (m, 2F), -122.335 (m, 2F), -123.344 (m, 2F), -123.679(m, 2F), - 126.608m, 2F)

[0059] DSC: heating and cooling at a rate of 10°C min⁻¹

Melting (°C)	LC phase	Clearing (°C)
77	↔	160

Example 5

Synthesis of 1-octyl-3-(9,9,9,8,8,7,7,6,6,5,5,4,4-tridecafluorononan-1-yl)-1H-imidazolium iodide

[0060] In a similar manner to that stated in Example 1, 0.179 g (0.99 mmol) of 1-octyl-1H-imidazole is dissolved in 1 ml of toluene and 0.53 g (1.09 mmol) of 1,1,1,2,2,3,3,4,4,5,5,6,6-tridecafluoro-9-iodononane is added. The mixture is heated to reflux for 12 hours, cooled and evaporated under vacuum (35°C/18 mbar). The resultant residue is resuspended with dichloromethane and hexane and re-evaporated under vacuum (35°C/18 mbar).

[0061] A solid is obtained by further evaporation, which is characterised as stated below.

[0062] ¹H-NMR (250 MHz, CDCl₃): δ = 10.334 (s, 1H), 7.526(s, 1H), 7.347 (s, 1H), 4.636 (t, 2H, J = 7.324 Hz), 4.312 (t, 2H, J = 7.629 Hz), 2.315 (m, 4H), 1.980 (m, 2H), 1.265 (m, 8H), 0.877 (t, 3H, J = 6.104 Hz)

[0063] ¹⁹F-NMR (235 MHz, CDCl₃): δ = -81.335 (t, 3F, J = 9.917 Hz), -114.066 (m, 2F), -122.337 (m, 2F), -123.343 (m, 2F), -123.676 (m, 2F), -126.604 (m, 2F)

[0064] DSC: heating and cooling at a rate of 10°C min⁻¹

Melting (°C)	LC phase	Clearing (°C)
45	↔	107

Example 6

Synthesis of 1-hexyl-3-(9,9,9,8,8,7,7,6,6,5,5,4,4-tridecafluorononan-1-yl)-1H-imidazolium iodide

[0065] In a similar manner to that stated in Example 1, 0.133 g (0.87 mmol) of 1-hexyl-1H-imidazole is dissolved in 1

EP 2 261 217 A1

ml of toluene and 0.449 g (0.92 mmol) of 1,1,1,2,2,3,3,4,4,5,5,6,6-tridecafluoro-9-iodononane is added. The mixture is heated to reflux for 12 hours, cooled and evaporated under vacuum (35°C/18 mbar).

[0066] A brown viscous oil is obtained by evaporation, which is characterised as stated below.

[0067] ¹H-NMR (250 MHz, CDCl₃): δ = 10.257 (s, 1H), 7.649 (s, 1H), 7.426 (s, 1H), 4.620 (t, 2H, J = 6.746 Hz), 4.304 (t, 2H, J = 7.710 Hz), 2.337 (m, 4H), 1.938 (m, 2H), 1.326 (m, 6H), 0.866 (t, 3H, J = 7.388 Hz)

[0068] ¹⁹F-NMR (235 MHz, CDCl₃): δ = -81.332 (t, 3F, J = 9.915 Hz), -114.064 (m, 2F), -122.337 (m, 2F), -123.342 (m, 2F), -123.675 (m, 2F), -126.603 (m, 2F)

[0069] DSC: heating and cooling at a rate of 10°C min⁻¹

Melting (°C)	LC phase	Clearing (°C)
-30	↔	37

Example 7

Synthesis of 1-hexyl-3-(10,10,10,9,9,8,8,7,7,6,6,5,5,4,4,3,3,-heptadecafluorodecan-1-yl)-1H-imidazolium iodide

[0070] In a similar manner to that stated in Example 1, 0.3 g (1.97 mmol) of 1-hexyl-1H-imidazole is dissolved in 2 ml of toluene and 1.18 g (2.07 mmol) of 1,1,1,2,2,3,3,4,4,5,5,6,6,7,7,8,8-eptadecafluoro-10-iododecane are added. The mixture is heated to reflux for 12 hours, cooled and evaporated under vacuum (35°C/18 mbar).

[0071] A brown solid is obtained by evaporation, which is characterised as stated below.

[0072] ¹H-NMR (250 MHz, CDCl₃): δ = 10.436 (s, 1H), 7.458 (s, 1H), 4.907 (t, 2H, J = 6.714 Hz), 4.290 (t, 2H, J = 7.629 Hz), 2.969 (m, 2H), 1.964 (m, 2H), 1.336 (m, 6H), 0.885 (t, 3H, J = 6.714 Hz)

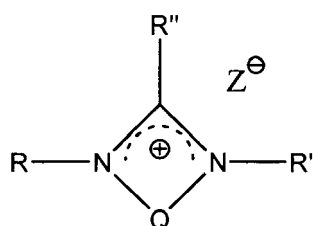
[0073] ¹⁹F-NMR (235 MHz, CDCl₃): δ = -81.866 (t, 3F, J = 10.729 Hz), -114.145 (m, 2F), -122.858 (m, 2F), -123.685 (m, 2F), -124.029 (m, 2F), -127.089 (m, 2F)

[0074] DSC: heating and cooling at a rate of 10°C min⁻¹

Melting (°C)	LC phase	Clearing (°C)
90	↔	192

Liquid-crystalline properties in the presence of iodine

[0075] With reference to the general formula (I)



(I)

the following stability tests of the liquid-crystalline (LC) phase were carried out after addition of iodine:

Example	R	R'	R''	Q	Melting (°C)	LC phase	Clearing (°C)	Eq. I ₂
a	-CH ₃	-(CH ₂) ₂ (CF ₂) ₆ F	H	-CH ₂ =CH ₂ -	94	↔	223	0
	-CH ₃	-(CH ₂) ₂ (CF ₂) ₆ F	H	-CH ₂ =CH ₂ -	89	↔	209	0.1

EP 2 261 217 A1

(continued)

Example	R	R'	R''	Q	Melting (°C)	LC phase	Clearing (°C)	Eq. I ₂
b	-CH ₃	-(CH ₂) ₁₂ H	H	-CH ₂ =CH ₂ -	29	↔	82	0
	-CH ₃	-(CH ₂) ₁₂ H	H	-CH ₂ =CH ₂ -	34	↔	#	0.1

[0076] It can be noted that the compound shown as Example 1 of the invention (example "a" in the table above) exhibits a LC phase range which is virtually unchanged after the addition of 0.1 equivalents of iodine; conversely, in the example "b" compound in the table, a similar non-fluorinated molecule known from the literature (J. Phys. Chem. 2007, op.cit.), the LC phase disappears after adding the same number of equivalents of iodine. These and other tests carried out by the inventors demonstrate that the compounds of formula (I) according to the invention exhibit a range of liquid crystallinity which remains stable after the addition of iodine.

[0077] Mixtures of different salts of formula (I) were also prepared with the aim of modifying the range of existence in the liquid-crystalline state, for example making the range suitable for specific conditions of use. The temperature range proved to be readily controllable by varying the relative amount of the different components. It is readily possible to obtain mixtures with a wider range of existence in the liquid-crystalline state, in which the melting point aims towards that of the compound with the lower melting point, and the clearing point aims towards that of the compound with the higher clearing point. In this manner, products having liquid-crystalline properties over a wider temperature range, including ambient temperature, are readily obtained. Examples of mixtures prepared in this manner are as follows:

1:1 ratio (mol/mol) Cr		T (°C)	LC	T (°C)	Iso
C ₆ ImCH ₂ CH ₂ CH ₂ R ₆ f C ₈ ImCH ₂ CH ₂ CH ₂ R ₆ f ←	←	-25	↔	75	→
C ₆ ImCH ₂ CH ₂ CH ₂ R ₆ f C ₁₀ ImCH ₂ CH ₂ CH ₂ R ₆ f ←	←	-26	↔	107	→
C ₁ ImCH ₂ CH ₂ CH ₂ R ₆ f C ₆ ImCH ₂ CH ₂ CH ₂ R ₆ f ←	←	-28	↔	76	→

[0078] The salts from Examples 6 and 7 were used in the first mixture. The salts from Examples 6 and 3 were used in the second mixture. The salts from Examples 2 and 6 were used in the third mixture. Further testing of the stability of the liquid-crystalline phase in the presence of iodine was carried out on these mixtures; observations under a polarising light microscope revealed that the samples in the table stably maintain the LC phase even after the addition of iodine.

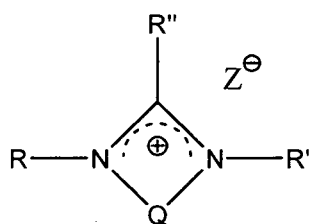
Electrochemical properties

[0079] The liquid-crystalline electrolyte mixture containing the compounds of formula (I) described in Examples 6 and 7 in a 1:1 ratio (mol/mol) exhibited electrical conductivity of 0.5 mS cm⁻¹. The literature mentions electrical conductivity values of below 0.1 mS cm⁻¹ for similar liquid-crystalline electrolyte mixtures (JP2005-179254, op.cit.).

[0080] The unsolvated electrolyte mixture containing the compounds of formula (I) described in Examples 6 and 7 in 1:1 ratio (mol/mol) was used to assemble photoelectrochemical cells using the method described above. Preliminary measurements of the efficiency of conversion of light into electricity revealed values comparable with those stated in the relevant literature for unsolvated electrolytes.

Claims

1. Imidazolium salts having the structural formula (I)



(I)

15 or mixtures thereof, in which:

Q represents a -CRa=CRb- group, in which Ra and Rb independently represent H or methyl, or the -CRa=CRb- group is part of an optionally substituted fused aromatic or heteroaromatic cyclic system.

R is a C₁-C₁₄ alkyl group optionally substituted by one or more fluorine atoms, or a C₂-C₁₈ alkoxyalkyl group.

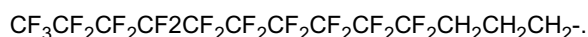
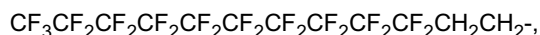
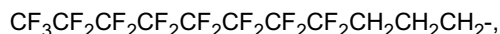
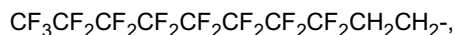
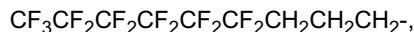
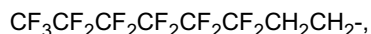
R' is an alkyl group containing at least 8 carbon atoms, at least 6 of which are partially or entirely fluorinated.

R'' is hydrogen or C₁-C₃ alkyl.

Z is an organic or inorganic anion.

2. Salts according to claim 1, in which R is selected from among methyl, ethyl, propyl, isopropyl, butyl, pentyl, hexyl, octyl, nonyl, decyl, dodecyl, tetradecyl, and the isomers thereof; CF₂H-CFHCFH-, CF₃CH₂CH₂-, C₂F₅CH₂CH₂-, CF₃CH₂CH₂CH₂CH₂-, CF₃- and CF₃CH₂CH₂-; methoxymethyl, methoxyethyl, methoxypropyl, butoxypropyl.

3. Salts according to either of claims 1-2, in which R' is selected from among



4. Salts according to any one of claims 1-3, in which the anion Z⁻ is selected from among Cl⁻, Br⁻, I⁻, AlCl₄⁻, BF₄⁻, PF₆⁻, AsF₆⁻, TaF₆⁻, SbF₆⁻, CF₃COO⁻, CF₃SO₃⁻, (CF₃SO₂)₂N⁻, (C₂F₅,SO₂)₂N⁻.

5. Salts according to any one of claims 1-4, selected from among those compounds in which:

50

R	R''	R'
CH ₃ -	H-	-(CH ₂) ₂ -(CF ₂) ₅ -CF ₃
CH ₃ -	H-	-(CH ₂) ₃ -(CF ₂) ₅ -CF ₃
CH ₃ -(CH ₂) ₉ -	H-	-(CH ₂) ₃ -(CF ₂) ₅ -CF ₃
CH ₃ -(CH ₂) ₁₁ -	H-	-(CH ₂) ₃ -(CF ₂) ₅ -CF ₃
CH ₃ -	CH ₃ -	-(CH ₂) ₃ -(CF ₂) ₅ -CF ₃
CH ₃ -(CH ₂) ₇ -	H-	-(CH ₂) ₃ -(CF ₂) ₅ -CF ₃
CH ₃ -(CH ₂) ₅ -	H-	-(CH ₂) ₃ -(CF ₂) ₅ -CF ₃

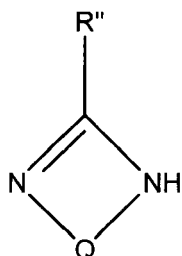
55

EP 2 261 217 A1

(continued)

R	R''	R'
CH ₃ -(CH ₂) ₅ -	H-	-(CH ₂) ₂ -(CF ₂) ₇ -CF ₃

- 5
6. A process for preparing the compounds of formula (I) described in claims 1-5, comprising treating a compound of formula (II):



20

(II)

25 with an alkyl halide of formula RZ, in the presence of an appropriate base, and with an alkyl halide of formula R'Z, in which R, R', R'', Q and Z have the meanings described in claim 1.

- 30
7. A process according to claim 6, in which the base is KOH, carried out in the presence of acetonitrile as solvent.
8. Use of the salts of formula (I) described in any one of claims 1-5 as electrolytes.
9. Use according to claim 8, said electrolytes being contained in electrical and/or electronic devices.
10. Use according to claim 8, in which the device is one or more among electrochemical cells, solar cells, fuel cells, electrochemical sensors, lithium batteries, and capacitors.
- 35
11. An electrical and/or electronic device containing a salt according to any one of claims 1-5 as electrolyte.
12. A device according to claim 10, comprising one or more electrochemical cells, solar cells, fuel cells, electrochemical sensors, lithium batteries, or capacitors.
- 40



EUROPEAN SEARCH REPORT

Application Number
EP 09 42 5227

DOCUMENTS CONSIDERED TO BE RELEVANT			
Category	Citation of document with indication, where appropriate, of relevant passages	Relevant to claim	CLASSIFICATION OF THE APPLICATION (IPC)
X	WO 2007/050491 A (DU PONT [US]; HARMER MARK ANDREW [US]; JUNK CHRISTOPHER P [US]) 3 May 2007 (2007-05-03) * page 9, lines 24,25; claim 1 * * page 40, lines 5-22 *	1-6	INV. C07D233/54 H01G9/025
X	US 2007/066822 A1 (HARMER MARK A [US] ET AL HARMER MARK ANDREW [US] ET AL) 22 March 2007 (2007-03-22) * paragraph [0053]; claims; example 19 *	1-6	
X	DE 196 10 908 A1 (HOECHST AG [DE]) 25 September 1997 (1997-09-25) * example 4 *	1-6	
X	XU L ET AL: "Fluoroalkylated N-heterocyclic carbene complexes of palladium" JOURNAL OF ORGANOMETALLIC CHEMISTRY, ELSEVIER-SEQUOIA S.A. LAUSANNE, CH, vol. 598, no. 2, 1 April 2000 (2000-04-01), pages 409-416, XP004193200 ISSN: 0022-328X * scheme 1 * * compounds 1,3 *	1-6	
D,X	JP 2008 130688 A (DAIKIN IND LTD) 5 June 2008 (2008-06-05) * abstract; claim 1 *	1-12	
The present search report has been drawn up for all claims			TECHNICAL FIELDS SEARCHED (IPC) C07D
Place of search Berlin		Date of completion of the search 7 October 2009	Examiner Beys-S Kahana, Ellen
CATEGORY OF CITED DOCUMENTS X : particularly relevant if taken alone Y : particularly relevant if combined with another document of the same category A : technological background O : non-written disclosure P : intermediate document		T : theory or principle underlying the invention E : earlier patent document, but published on, or after the filing date D : document cited in the application L : document cited for other reasons & : member of the same patent family, corresponding document	

3
EPO FORM 1503 03 82 (P04C01)

ANNEX TO THE EUROPEAN SEARCH REPORT
ON EUROPEAN PATENT APPLICATION NO.

EP 09 42 5227

This annex lists the patent family members relating to the patent documents cited in the above-mentioned European search report.
The members are as contained in the European Patent Office EDP file on
The European Patent Office is in no way liable for these particulars which are merely given for the purpose of information.

07-10-2009

Patent document cited in search report	Publication date	Patent family member(s)	Publication date
WO 2007050491 A	03-05-2007	CN 101296888 A	29-10-2008
		EP 1954660 A2	13-08-2008
		JP 2009513637 T	02-04-2009

US 2007066822 A1	22-03-2007	US 2009233788 A1	17-09-2009
		US 2009234118 A1	17-09-2009
		US 2009234119 A1	17-09-2009
		US 2009234120 A1	17-09-2009
		US 2009234135 A1	17-09-2009
		US 2009234116 A1	17-09-2009
		US 2009234133 A1	17-09-2009
		US 2009234134 A1	17-09-2009
		US 2009227447 A1	10-09-2009

DE 19610908 A1	25-09-1997	AU 710591 B2	23-09-1999
		AU 2287897 A	10-10-1997
		BR 9708234 A	03-08-1999
		CA 2250086 A1	25-09-1997
		CN 1216536 A	12-05-1999
		WO 9734875 A1	25-09-1997
		EP 0888308 A1	07-01-1999
		ID 16265 A	18-09-1997
		JP 2000507239 T	13-06-2000
		PL 329010 A1	01-03-1999
		TW 412530 B	21-11-2000
		US 6025496 A	15-02-2000
ZA 9702198 A	17-09-1997		

JP 2008130688 A	05-06-2008	NONE	

REFERENCES CITED IN THE DESCRIPTION

This list of references cited by the applicant is for the reader's convenience only. It does not form part of the European patent document. Even though great care has been taken in compiling the references, errors or omissions cannot be excluded and the EPO disclaims all liability in this regard.

Patent documents cited in the description

- JP 2002260966 A [0003]
- EP 1209707 A [0004]
- JP 2008130688 A [0005]
- JP 2005179254 A [0007] [0079]

Non-patent literature cited in the description

- The Electrochemical Society Interface. Spring, 2007, 42-49 [0007]
- *J. Phys. Chem. B*, 2007, vol. 111, 4763-4769 [0007]
- *Electrochimica Acta*, 2008, vol. 53, 2281-88 [0007]
- *J. Phys. Chem.*, 2007 [0076]